LanguageExplorer

Starting LanguageExplorer and loading a book

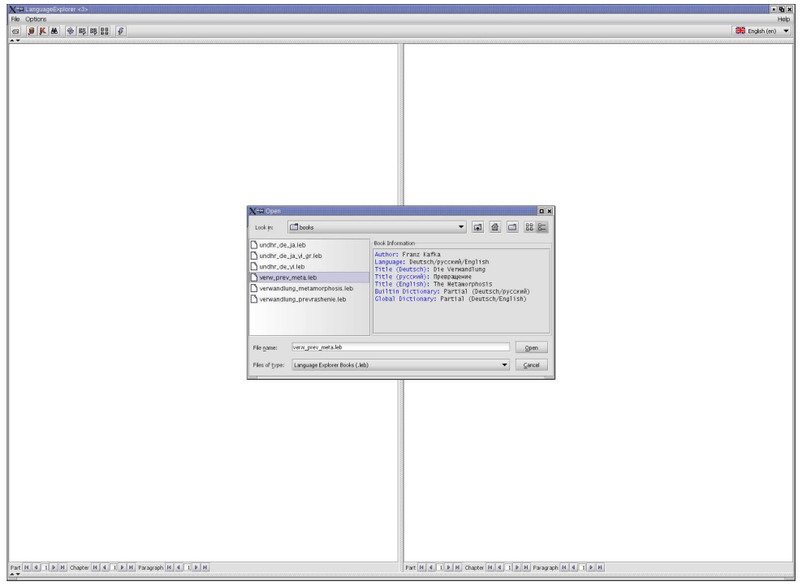

- The big picture shows LanguageExplorer after the start:
  - ▹ The upper part contains the menu and the tool bar.
  - ▹ Notice the “Language chooser” on the right side of the toolbar which can be used to change the language of the user interface on the fly.
  - ▹ The middle part contains the empty text windows.
  - ▹ The bottom part contains navigation bars for fast, structural navigation in the loaded books.
- The small picture shows the customized Open File dialog. For every book, the accessory component displays the following information:
  - ▹ Author, language and title in every available language.
  - ▹ Availability of dictionaries for the present languages.
  - ▹ Notice that the information in the accessory component is localized corresponding to the actual “Language chooser” setting.

LanguageExplorer

Finding corresponding sentences

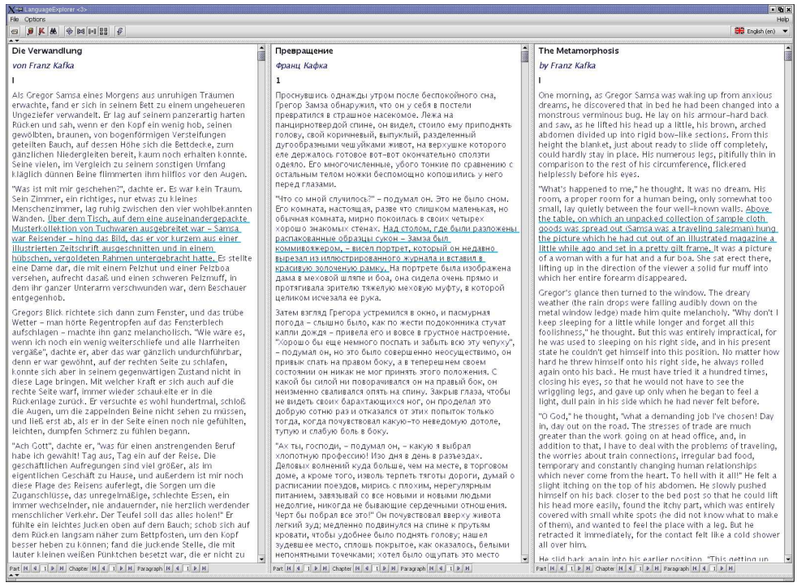

- Clicking on a sentence highlights the corresponding sentences in the other books.

Using the LanguageExplorer dictionary

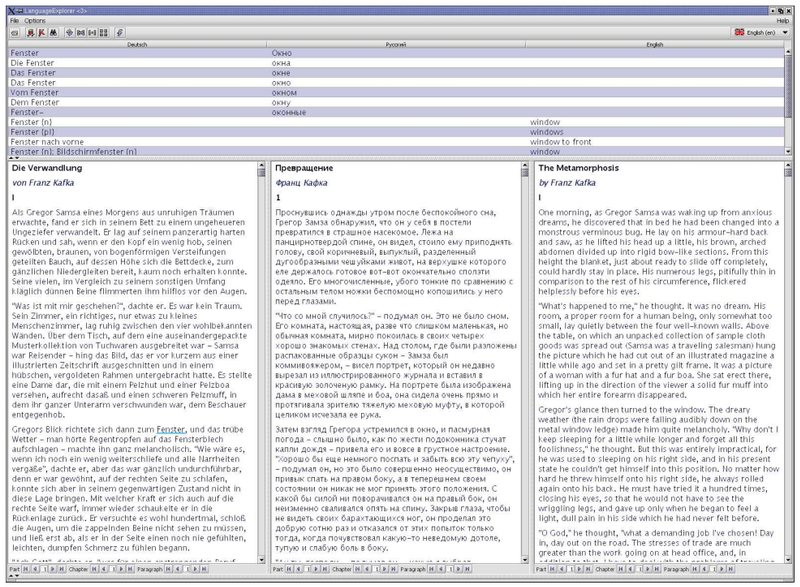

- Clicking on a word while holding the `Ctrl` key opens the dictionary window and displays the matching entries.

LanguageExplorer

Creating a KWIC Index

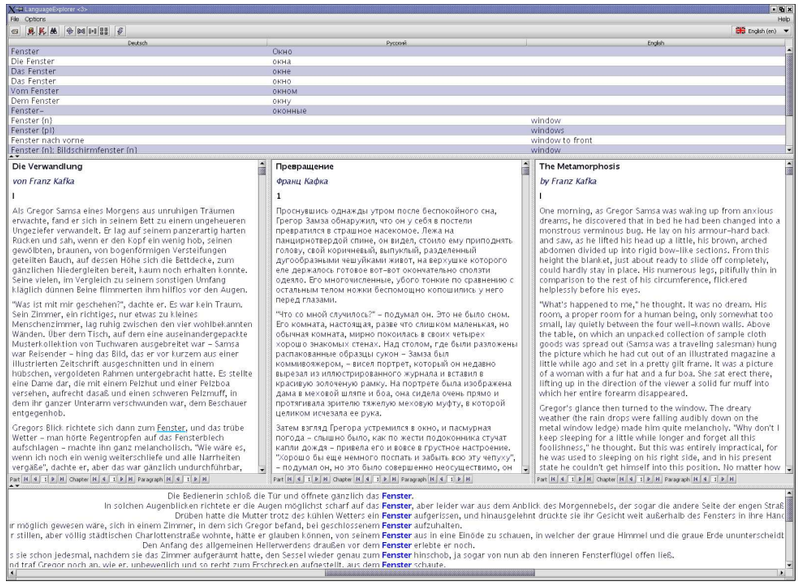

- Clicking on a word while holding the `Shift` key creates a KWIC index of that word in the lower part of the window.

Using the KWIC Index

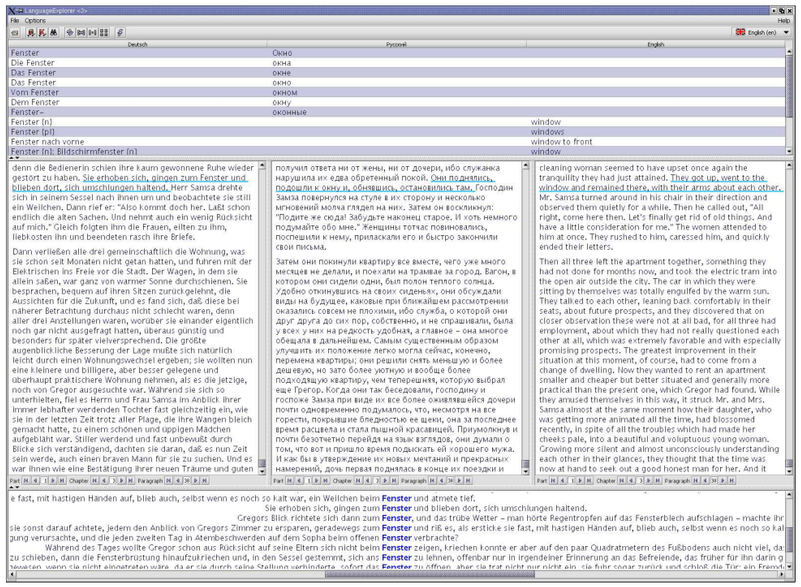

- Clicking a sentence in the index displays that sentence and the corresponding sentences in the other books.

Volker Simonis
Wilhelm-Schickard-Institut für Informatik, Universität Tübingen
http://www.language-explorer.com

LanguageExplorer

Find dialog and input methods

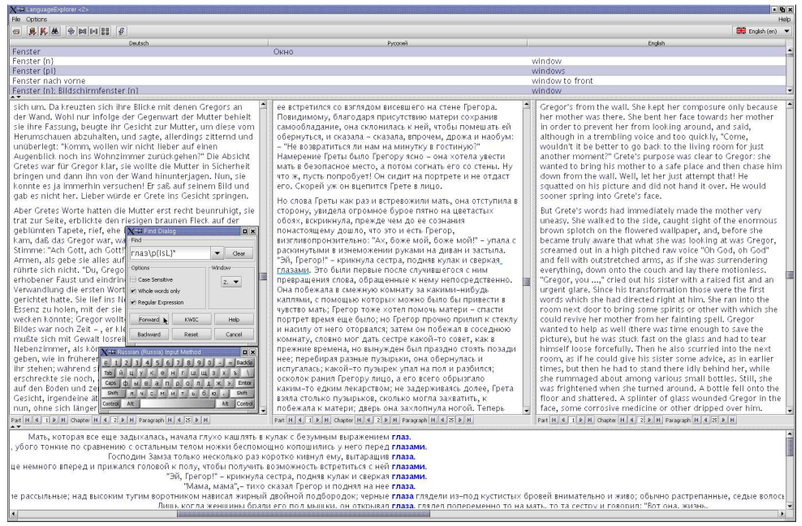

- LanguageExplorer offers an extended search dialog:
  - ▷ Finding regular expression
  - ▷ Creating KWIC indexes from arbitrary regular expr.
- LanguageExplorer has built-in input methods for typing characters not available on the keyboard.

Font selection and online Help System

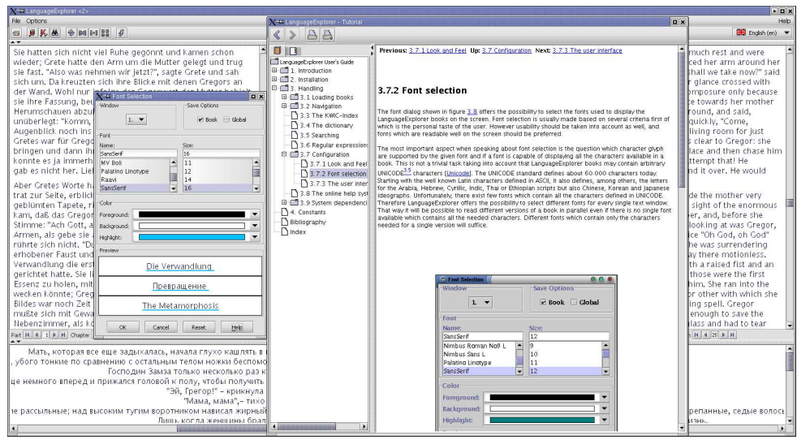

- LanguageExplorer is extensively customizable (Fonts, Colors, Look and Feel, Languages, etc) ..
- .. and comes with a comfortable online help system.

LanguageExplorer

Creating LanguageExplorer books

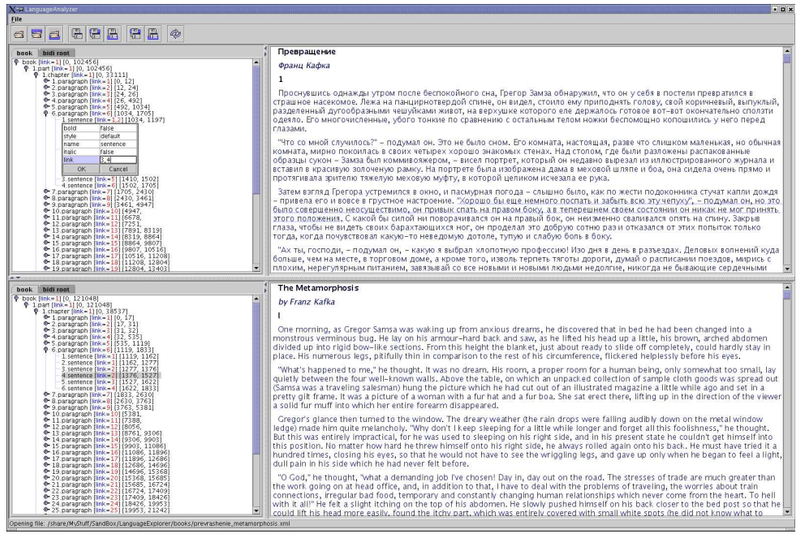

- LanguageExplorer books can be easily created with LanguageAnalyzer. Plugins can be used to do a semiautomatic linking of the different text versions.

Facsimile support and parallel encodings

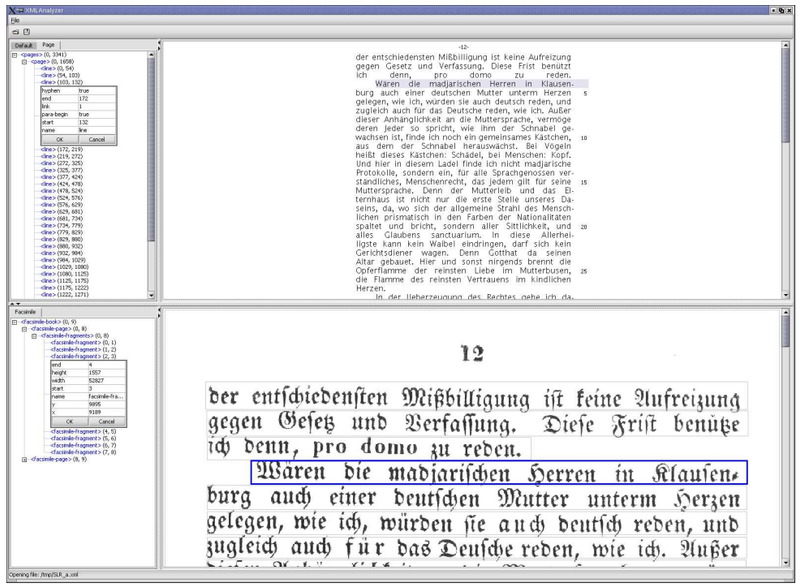

- The next version supports facsimile texts and an arbitrary number of parallel, external encodings for each text.

LanguageExplorer

Feature summary

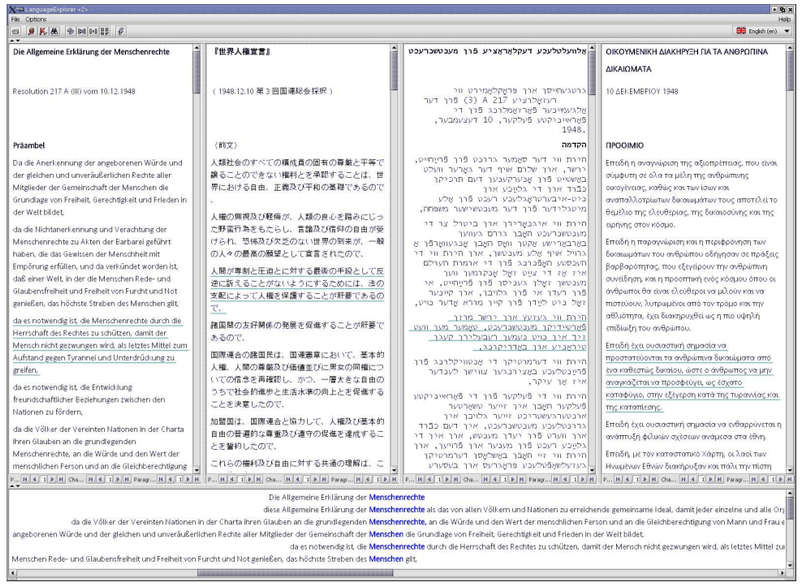

- Support for arbitrary languages (UNICODE).
  - ▷ Right to left languages (e.g. Hebrew, Arabic).
  - ▷ Ideographic languages (e.g Chinese, Japanese).
- Support for any number of parallel text versions.
- Fine grained linking capabilities up to expression or word level (the texts are stored in an XML format).
- Extensive searching and indexing capabilities.
- Builtin dictionaries.
- Sophisticated, user friendly, multi lingual user interface.
- Platform independent (Windows, Linux and Mac OS X).
- Support for strong encryption of the content.
- Own set of input methods for foreign alphabets.
- Printed and online documentation available in English and German language.

Volker Simonis
Wilhelm-Schickard-Institut für Informatik, Universität Tübingen
http://www.language-explorer.com